















# How to Separate and Dispose of Recyclables and Waste



- ▼ Please bring your waste to the waste-collection site in the morning (by 8:30 AM) of the designated collection day for each area.
- ▼ Cleaning of the waste-collection site is managed by residents of the area, so non-residents are advised to refrain from bringing their waste there.
- ▼ Business operators may not bring waste to the waste collection site or apply for collection as oversize waste.  
Business operators must take responsibility for disposing of waste from a place of business (Waste produced from business related activities).
- ▼ Please verify the collection-day schedule by area as indicated in the overleaf. Write the collection day, etc., in the blank spaces  shown in the table below. Please make sure to bring your waste on the days indicated.

## 2021 Inzai City

		Separation Method	Disposal Method
Recyclable	Every Week	<b>Bottles</b> Bottles used for food/beverages such as juice, beer, liquor, seaweed containers, seasoning, etc., and bottles for cosmetics 	Remove the contents and lids of bottles and cans and wash them with water before disposing of them into designated bags placed at the waste-collection site. <b>Note:</b> For items that cannot be thoroughly cleaned or the capacity exceeds 4 L, dispose of them as "non-burnable waste." Dispose of broken glass, sheet glass, glass utensils, and heat-resistant glass as "non-burnable waste." Place bottle caps and lids in special bags designated for cans. Make sure to remove the contents.
		<b>Paper</b> ● Newspaper (including inserted flyers) ● Paper Packs (cartons) ● Cardboard ● Magazines ● Miscellaneous Paper (wrapping, sweet boxes, etc.) 	Separate the waste according to the classification in the left column, bind it, and bring to the waste-collection site. It is convenient to put all the miscellaneous paper together in a paper bag for disposal. <b>Note:</b> Do not bring them out during rainy weather. Wash paper packs, cut, open up, dry, and bind them before bringing them out. Paper packs may also be placed in collection boxes at the city office, branch offices, extension offices, public halls, and culture halls. Dirty paper, photos, laminated paper, and strong-smelling paper should be disposed of as "burnable waste."
		<b>Cloth</b> Used clothes such as shirts, sweaters, including towels, blankets, etc. 	Place in a transparent bag or designated bag for plastic containers and packaging, then label as "布 (cloth)," and bring to the waste-collection site. <b>Note:</b> Clean before bringing out the cloth. Do not put out during rainy weather. Items containing cotton wadding, synthetic fibers (vinyl-like items), leather goods (excluding clothes), pillows, door mats, futon, rugs, and carpets should be disposed of as "burnable waste" or "oversized waste."
		<b>PET Bottles</b> Plastic drink containers with  , plastic liquor bottles, soy sauce bottles, etc. 	For PET bottles, remove the contents, rinse with water, remove caps and labels, crush them, and dispose of them in the designated bag placed at the waste-collection site. <b>Note:</b> Dispose of caps (lids) and plastic labels as "plastic containers and packaging."
		<b>Plastic Containers and Packaging</b> Containers and packaging materials with  (e.g., confectionery wrapping, trays, bottles, tubes, lids, Styrofoam used for packaging) 	Place in designated bags (for Plastic Containers and Packaging/ light yellow) and bring to the waste-collection site. <b>Note:</b> Remove residue by rinsing with water then dry before placing it into the designated bag. Applicable items are plastic and vinyl used as a product container or wrapping. Plastic products themselves are to be disposed of as "burnable waste."
		<b>Spray Cans and Gas Cylinders (aerosol cans)</b> 	Make sure to use up the contents and, without punching a hole, place in a transparent bag and bring to the waste-collection site. <b>Note:</b> Caps go to "plastic Containers and Packaging". Designated bags for "Non-burnable Waste" cannot be used.
		<b>Waste Cooking Oil</b> Used cooking oil at home  <b>Small Electrical Appliances</b> Small electrical appliances that are no longer used at home such as telephones, cell phones, hair dryers, digital cameras, shavers, and other products powered by electricity or battery (including accessories such as remote controls and cables) 	>Waste cooking oil Put them in a PET bottle, close the cap and bring to the collection box located in every facility. <b>Note:</b> Remove solids first before disposal. This does not apply to non-cooking oil such as engine oil and machine oil. >Small Electrical Appliances Bring as they are to the collection box located in every facility. <b>Note:</b> Only items that can fit through the slot (30 cm wide x 15 cm high) may be disposed of. Delete data that contains personal information. Remove batteries and lightbulbs and dispose of them using a different method.
<b>Facilities with collection boxes:</b> Inzai City Office/Funao Community Center/Chuo Public Hall/Eiji Plaza/Kobayashi Community Plaza/Fureai Culture Hall/Chuo Station Front Regional Exchange Hall (Building 1)/Health and Welfare Center/Imba Branch Office/Motono Branch Office/Imba Public Hall/Takino Extension Office/Hiraka Extension Office/Kikari Friendly Plaza/Motono Public Hall (Only for small electrical appliances)/Inzai Clean Center( Inzai Waste Management Center)/Onsui (hot water) Center			
Burnable Waste	Every Week	<b>Kitchen Waste:</b> Cooking scraps, leftover food, shellfish, fish bones, etc. <b>Paper Scraps:</b> Non-recyclable paper, such as tissue paper, laminated paper, etc. <b>Wood Scraps:</b> Pieces of wood, bamboo, twigs, branches, etc. <b>Plastic:</b> Video tapes, CDs, toys, wash basins, etc. <b>Leather Items:</b> Bags, belts, shoes, etc. <b>Other:</b> Stuffed animals, cushions, body warmers, etc. 	Place in designated bags (burnable waste/light blue) Drain food scraps thoroughly to reduce weight. <b>Note:</b> Twigs, branches, etc. do not need to be placed in designated bags as long as they are cut and bundled no thicker than 3cm and no longer than 45cm. Planks of wood must be no more than 30cm x 30cm and 3cm thick. Items that do not fit into the designated bags should be disposed of as "oversize waste."
		<b>Ceramic:</b> Cups, plates, flowerpots, etc. <b>Glass:</b> Plate glass, tableware, heat-resistant, etc. <b>Metal:</b> Oil cans, pots, pans, kettles, knives, etc. <b>Other:</b> Wire, disposable lighters, umbrellas, pruning shears, air pumps, electric fuel pumps, metal bats, etc. 	Place in designated bags (non-burnable waste/transparent/green letters) and take to the collection site. Wrap sharp objects such as knives, razors, broken glass, etc. in paper and write "危険" or "kiken" (Danger) on them. <b>Note:</b> Items that do not fit into the designated bags should be disposed of as "oversize waste". However, umbrellas, pruning shears, electric fuel pumps, air tanks, and metal bats may protrude from the bag.
Hazardous Waste	Monthly	<b>Dry cell and Coin cell batteries (Symbol: CR, BR)</b> <b>Fluorescent tubes</b> <b>Thermometers/ Thermometers with mercury</b> 	Place them in clear bags and take them to the collection point. If you use designated bags (non-burnable waste), write "有害" or "Yugai" (Hazardous). Put fluorescent tubes back in the box they came in when purchased and take them to the collection point. If broken, wrap in paper, write "蛍光管" or "keiko-kan" (fluorescent tube) place in a clear bag and take them to the collection site. <b>Note:</b> Rechargeable batteries, including rechargeable coin batteries (Symbol: VL, ML) and button-type batteries (Symbol: LR, SR) should be taken to a collection box at the retailer. Batteries can also be placed in collection boxes at City Hall, branch offices, community centers, and cultural halls. Insulate the + and - poles of the battery with tape, etc
		Items that do not fit into "burnable" or "non-burnable" waste bags (Size must be no more than 180cm x 90cm x 90cm) <b>Examples of Oversize Waste</b> <b>Furniture:</b> Desks, chairs, wardrobes, beds, carpets, etc. <b>Home Appliances:</b> Vacuum cleaners, fans, microwaves, stereos, stoves, rice cookers, etc. <b>Bedding:</b> Futon <b>Other:</b> Bicycles, golf clubs, etc. 	Be sure to call the Oversize Waste Collection Office to apply. Follow instructions given by the office regarding collection dates, pick-up locations and how to dispose of the waste. <b>[Oversize Waste Collection Office]</b> <b>Tel. 0476-80-8686</b> Hours: 8:30 a.m. to 5:00 p.m. <b>Note:</b> We will not collect items that have not been applied for beforehand.

..... **Uncollectable Waste** .....

Items subject to the Home Appliance Recycling Law (TVs, ACs, refrigerators, freezers, washing machines, clothes dryer), PCs (except for those that fit into the small home appliance collection boxes)  
Tires, batteries, waste oil, gas cylinders, fire extinguishers, bathtubs, large sinks, agricultural chemicals, chemicals, concrete scraps, blocks, bricks, farm equipment, sand, soil, spring-filled mattresses or couches, motorcycles, mopeds, drum cans, pianos, safes, construction scrap, industrial waste, etc.

## Contact Information

### For matters concerning disposal method

● **Cleanliness Promotion Division.** Inzai City Hall

**Tel. 0476-33-4504**

**For matters related to collection**

**Tel. 0476-46-2732**

●Inzai Clean Center  
(Inzai Waste Management Center)

**Tel. 0476-46-2732**  
(Center)

### Application for oversize waste

- **Oversize Waste Collection Office**

**Tel. 0476-80-8686**

\* Main changes from before 2016: Added a note on how to dispose